






WORM DRIVE WINCHES - NO CABLE

WORM DRIVE WINCH C/W "D" DRIVE – NO CABLE

PART #	Finish		
WNW-40-WORM	Blue	<ul style="list-style-type: none"> 1 Speed - 41:1 Ratio Rated Capacity : 680 kg - First layer of cable on the drum 309 kg - Last layer of cable on the drum For Safe Controlled Raising & Lowering Will sustain a load without back winding "D" Drive IMPORTANT: Do not rotate input shaft faster than 300rpm. 	
WNW-40-WORM-C	Blue		
		<ul style="list-style-type: none"> WNW-40-WORM-C (Dual Drum version) → 	
		<p><i>Cable also available (price on application)</i></p>	

WORM DRIVE WINCH C/W HEX DRIVE – NO CABLE

PART #	Finish		
WNW-40-WORM-H	Blue	<ul style="list-style-type: none"> 1 Speed - 41:1 Ratio Rated Capacity : 680 kg - First layer of cable on the drum 309 kg - Last layer of cable on the drum For Safe Controlled Raising & Lowering Will sustain a load without back winding Dual Hex Drive c/w Removable Handle Can also be driven by drill (<i>drill not included</i>) IMPORTANT: Do not rotate input shaft faster than 300rpm. 	
WNW-40-WORM-HC	Blue		
		<ul style="list-style-type: none"> WNW-40-WORM-HC (Dual Drum version) → 	
		<ul style="list-style-type: none"> Spare parts: WH-FMEH (Removable Handle Z/P) <p><i>Cable also available (price on application)</i></p>	
		